



QUAD-RIDGE DUAL-MODE COUPLERS

QR600-Series

DATA
SHEET
T405

- 30 dB ISOLATION
- BROAD FREQUENCY BAND

QUAD-RIDGE OVERVIEW

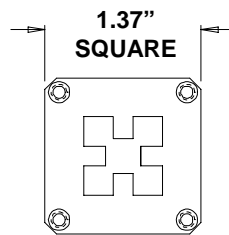
Quad-ridge transmission line combines the broad frequency band of double ridge waveguide with the ability to transmit two independent, orthogonally polarized waveguide modes. These modes can be used alone or in any combination of amplitude and phase. This property is useful for many antenna applications. For example, it permits polarization diversity and more efficient use of the frequency spectrum by using left and right circular polarizations for transmit and receive.

Currently, MEC has components for the two most popular frequency bands, Q650-D28 covering 7.5 to 18 GHz and Q250-D30 covering 2.5 to 7.5 GHz. These roughly parallel the double ridge waveguide bands for WRD650 and WRD250.

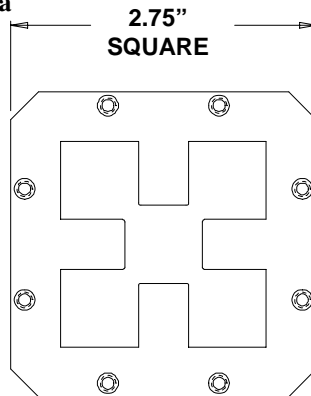
DUAL-COUPLER DESCRIPTION

MEC has developed coaxial couplers for quad-ridge waveguide which sample independently each of the two propagating modes. Two identical side-by-side couplers, closely tracking in amplitude and in phase can be used for precise measurements of each polarization and for accurate adjustments of the vertically and horizontally polarized transmitters. Isolation between couplers is 30 dB typical, insuring high measurement accuracy. Coupling values are available from 30 to 50 dB with a flatness of ± 2 dB over the full frequency band of the quad-ridge. Coupled-ports are SMA-Jack with a secondary VSWR of 1.5:1 max.

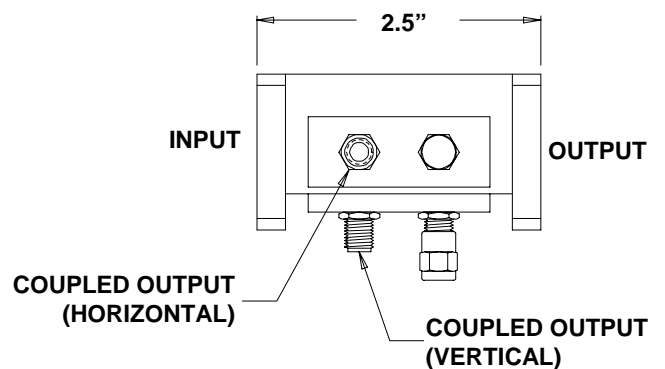
Material is aluminum. Finish is chromate conversion per MIL-C-5541, Class 3, painted with gray epoxy enamel. Other lengths, bands and types may also be requested.



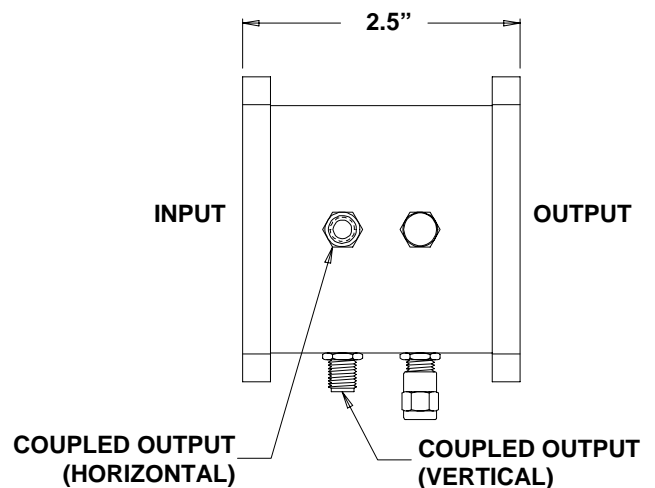
7.5 - 18 GHz



2.5 - 7.5 GHz



COUPLED OUTPUT (HORIZONTAL)
COUPLED OUTPUT (VERTICAL)



Data subject to change without notice



MICROWAVE ENGINEERING CORPORATION

1551 OSGOOD STREET, NORTH ANDOVER, MA 01845 • TEL (978) 685-2776 • FAX (978) 975-4363

Website: www.microwaveeng.com, Email: sales@microwaveeng.com